



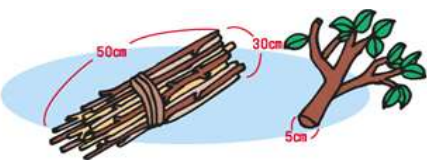








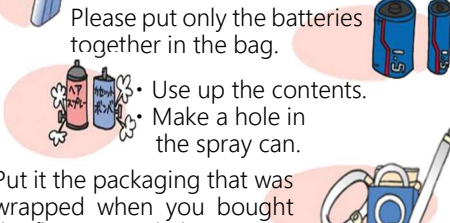






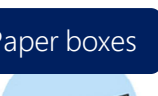




# How to separate and dispose of garbage.

Please dispose of the garbage at the garbage station by 8 am.

<b>Burnable garbage</b>  every week	<div>Kitchen garbage</div>  <p>Remove the water.</p> <p>Use the designated paid bag from Tamano city.</p> <div>Tubes</div>  <p>Only if the stain cannot be remove by rinsing.</p> <div>Rubber and leather products</div>  <p>Remove the metal fittings and discard as Non-burnable garbage B.</p> <div>Futon / Carpet</div>  <p>Cut it within 50cm</p> <p>When throwing away in a state longer than 50 cm, throw it away as oversized garbage.</p> <div>Cut branches / Fallen leaves / Weeds</div>  <p>Fallen leaves and weeds can be thrown away in a transparent or translucent bag.</p>	
<b>Non-burnable garbage A</b>  every month	<div>Mirror / Grass</div>  <p>If the glass is broken, wrap it in paper and indicate the contents.</p> <div>Pottery</div>  <div>Dirty glass bottles and cans</div>  <p>Use up the contents.</p> <div>Cup / Heat resistant glass products</div>  <div>Pet's toilet sand</div>  <p>Discard a pet's toilet sand made of paper into burnable garbage.</p>	<b>Dangerous garbage</b>  every month
<b>Non-burnable garbage B</b>  every month	<div>Small household appliances</div>  <p>Cut electric cords and hoses within 50cm. Remove batteries and memory cards.</p> <div>Toy / Hanger</div>  <p>Metals and plastics with a thickness of 2mm or more that do not pose a risk of explosion or fire even when crushed.</p> <div>Metals such as pots</div> 	<div>Sort by type and put in bags. Discard using a transparent or translucent bag.</div> <div>Lighter / dry cell battery / spray can / Mercury thermometer / fluorescent light</div>  <p>Use up the contents.</p> <p>Please put only the batteries together in the bag.</p> <p>Use up the contents.</p> <p>Make a hole in the spray can.</p> <p>Put it the packaging that was wrapped when you bought the fluorescent light.</p>
<b>Plastic containers and packaging</b>  every week	<div>Cases</div>  <p>Cases and box-shaped items (egg, tofu, miso, etc.)</p> <div>Cup-shaped or tray-shaped</div>  <p>Cup-shaped, bento containers, trays, styrofoam</p> <div>Bottles and plastic lids</div>  <p>Containers and lids</p> <div>Wraps and plastic bag</div>  <p>Wrapping film, bags, nets for wrapping fruits</p>	<b>PET bottles</b>  every month
<b>Used paper</b>  every month	<div>Magazines, advertisements, notebooks</div>  <p>Don't have to remove a stapler.</p> <div>Card board</div>  <p>Each side should be within 50cm.</p> <div>Paper boxes</div>  <div>News paper</div>  <div>Paper carton (beverage packs such as milk and juice)</div>  <p>Rinse with water, dry, cut open and throw away.</p>	<div>Discard using a transparent or translucent bag.</div> <div>Dispose of plastic caps as plastic containers and packaging. Dispose of metal caps as Non-burnable garbage B.</div> <div>Remove the lid, wash the inside.</div> <div>You can put small miscellaneous paper in an envelope or paper bag, seal the mouth with tape, and throw it away.</div>
<b>Glass bottles</b>  every month	<div>Dispose of plastic caps as plastic containers and packaging. Dispose of metal caps as Non-burnable garbage B.</div> <div>Wash the inside of the bottle with water and throw it away.</div> <div>The plastics on the bottle can be thrown away with them attached.</div> <div>Discard cosmetics, oil, bottles containing paints, heavily soiled bottles, glass cups, and heat-resistant glass as Non-burnable garbage A.</div>	<b>Cans</b>  every month
<b>Base Collection</b>  Waste cooking oil (vegetable oil only)	<div>Remove impurities, put it in a PET bottle, close the cap, and take it to the collection base facility.</div> <div>If you cannot bring it to the collection base facility or if you want to throw away animal oil, harden it or soak it in paper and throw it away as burnable garbage.</div>	<b>Base Collection</b>  Used cloth

The collection base is at City Hall, the east cleaning center and each civic center. (Business hours/weekday: 8:30 am~5:15 pm, 4th Sunday is the east cleaning center only)

Please check the garbage collection calender for the garbage collection date.

Contact information / Tamano city hall Environmental Conservation Division ☎0863-32-5520  
East cleaning center ☎0863-21-3383